

Automatic Scrubbers

# CT100



# IPC Eagle

26/29 Gallon, 28" & 32" Disc

## Great Productivity



Large solution tank capacity in minimum external space



Extensive running time (Large battery compartment)



Solution control with automatic stop (Solenoid valve)



Brush control with automatic "delayed" stop



## High Performance

PATENTED



SLS (Self Levelling System) automatic brush pressure control



High quality and performance vacuum motor



Exclusive squeegee system assures high performance at low cost



# CT100



## Ergonomics, User Friendly



Great maneuverability thanks to an optimum weight distribution



Solution tank discharge hose



Great working visibility



Recovery tank discharge point and hose at maximum height



Designed to assure minimum noise levels



Solution tank can be tilted



Easy to use control panel



External battery charger plug



Solution tank level indicator



On board charger optional




Battery level indicator





# CT100





## Low Maintenance Costs


 Inlet and outlet filters for maximum solution tank protection

 AFS (Anti Foam System)


 Brush replacement without tools

 Squeegee blade can be used on 4 sides before replacement


 Squeegee assembly and blades replacement without tools


 Easy access to internal compartments


## Durability

 Tanks and surrounding body in high density polyethylene

 Oil bath reduction gear box

 Brush head designed to absorb harsh impact

 Squeegee system designed to absorb harsh impact

 Panel control switches protected against water and humidity



Technical data		CT100 BT70	CT100 BT85
Scrubbing width	Inches/mm	28" / 700 mm	32" / 850 mm
Suction width	Inches/mm	37" / 950 mm	37" / 950 mm
Productivity (at max speed)	m <sup>2</sup> /h	33,910 Ft <sup>2</sup> /3,150 m <sup>2</sup> h	41,170 Ft <sup>2</sup> /3,825 m <sup>2</sup> h
Number of brushes		2 (disc)	2 (disc)
Solution tank capacity	Gal/l	26 Gal/100 l	27 Gal/100 l
Recovery tank capacity	Gal/l	30 Gal/110 l	30 Gal/110 l
Power supply		24V (4x6V)	24V (4x6V)
Max speed	Mph/Km/h	2.5 Mph/4.5 (electric) Km/h	2.8 Mph/4.5 (electric) Km/h
Weight (net)	Lbs/Kg	375Lbs/170 Kg	382Lbs/173 Kg
Dimensions (LxWxH)	Inches/ mm	63" x30" x43"	65" x35" x43"
		1596mmx744mmx1075mm	1641mmx880mmx1075mm



# Automatic Scrubbers

## CT100



### Large tank capacity in minimum external space

26 -30 Gallon capacity tanks make this model very unique in its category.



### Solution control with automatic stop

Saves water and save chemicals. Solution flow stops and starts upon brush command.



### Extensive running time

Extremely large battery compartment allows batteries of up to 325 Ah/5h (5,5h running time).



### SLS (Self Levelling System) Automatic brush pressure control

Constant brush pressure with immediate reaction. Avoids also excessive brush and actuator wear.



### Exclusive squeegee system assures high performance at low cost

Incomparable drying results even on the most difficult surfaces thanks to a very unique design.



### Recovery tank can be tilted

Easy to rinse and clean thanks also to smooth internal finishes.



# IPC Eagle

3650 Dodd Rd • Eagan, MN 55123  
651.686.5399 • Fax 651.686.5695 • 800.486.2775  
www.ipceagle.com

IPC Eagle Corporation Sales and Service Provided By: